

Foldraiser for Sadako

Sometime in the night between July 11th and 12th 2024, a statue of Sadako Sasaki was stolen from Peace Park in Seattle Washington. Sadako was a survivor of the Hiroshima atomic bombing who died at 12 years old from radiation poisoning. She believed in the Japanese tradition of senbazuru, and folded hundreds of origami cranes to wish for health and peace.

Her story means a great deal to people of Japanese descent, atomic activists, and all who work for a peaceful world. In 1990, hundreds of people attended a dedication of Sadako's statue in Peace Park. Peace Park was the dream of Quaker activists and Seattle community members, who worked together for years to help clear an abandoned lot of debris. Floyd Schmoe paid for the statue with the award from his Hiroshima Peace Prize.

Seattle Quakers are working to restore Sadako to Peace Park, and we need your help to do so. There's two ways to do so. The simplest is to make a donation via [Paypal](https://www.paypal.com) to "office@ufmseattle.org". Please include "Sadako donation" in the subject line of the donation. We can also accept checks mailed to: University Friends Meeting 4001 9th Avenue NE Seattle, WA, 98105. Please make checks payable to "University Friends Meeting" and add "Sadako donation" in the memo line.

You can also host a foldraiser for Sadako. We're raising money to replace Sadako's statue while honoring her legacy of nonviolent activism for peace, and the 79th anniversary of the Hiroshima bombings on August 6th, 2024 by inviting people to join us in learning how to fold cranes. University Friends Meeting in Seattle will collect the cranes to decorate Peace Park until we can restore her statue.

Here's instructions on how to organize this event.

1. **Pick a time, date, and location for the event.** It doesn't have to be on August 6th! It also doesn't have to be in person, consider promoting remote participation as well. You could also have speakers, show Japanese movies, or have peace performances at your event.
2. **Publicize the event.** Decide on a suggested donation for attendance. We're asking for \$25. Share the story of Sadako, the suggested donation + payment information,

your event time and place, and the link to [UFM's Paypal](#) with your network. Japanese cultural groups, peace activists, arts groups, and children groups are all likely to be interested.

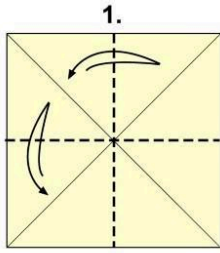
- a. If you need any help making posters for display or images for social media, I can help. Email office@ufmseattle.org with the details of your event.

3. **Pick 2-3 people to be your crane teachers, and 2-3 to be garland assemblers, and one tally person.** Before the event, have 2-3 people (or more, depending on your anticipated attendance) master folding origami cranes to teach the skill at the event. Designate several people to thread together the origami cranes onto garlands at the event. Have one person keep track of the total number of cranes folded.
4. **Collect materials.** You will need lots of paper that is 6 by 6 inches. You can ask attendees to bring donations, and ask art or office supply stores for donations. Standard printer paper can be cut to this dimension, and the remainder can be used for folding paper stars. Origami paper is nice, but not required. Other required materials include
 - a. Sturdy needles
 - b. Line of some kind, like fishing line
 - c. Many print outs of the crane folding instructions (at the end of this document)

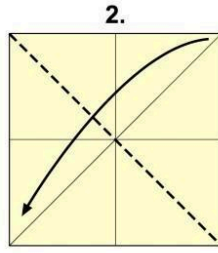
Donations of food or beverages would likely be appreciated by your attendees, and can be solicited from local businesses such as grocery stores.

5. **Host event.** Start by having one person demonstrate how to fold cranes. Make sure each work station has plenty of folding instructions print outs, and paper in the correct dimension. Consider telling people to bring every ten or so completed crane to the stringers to assemble the garland. Have the tally person keep track of the total number of cranes folded. Take a picture at the end and send it to office@ufmseattle.org
6. **Mail the completed garlands to UFM.** Our mailing address is “University Friends Meeting 4001 9th Avenue NE Seattle, WA, 98105”. Please include your contact information so we can thank you and send you a picture of your garland up at the site.

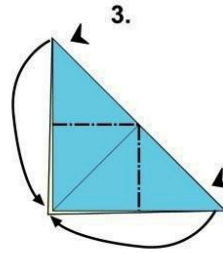
CRANE TSURU



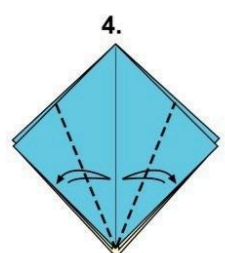
1.
Fold and unfold..



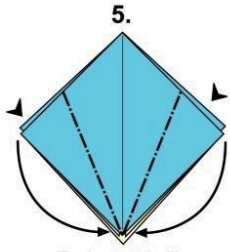
2.
6.



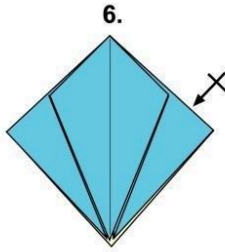
3.
The corners to the inside..



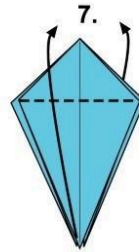
4.
Fold and unfold..



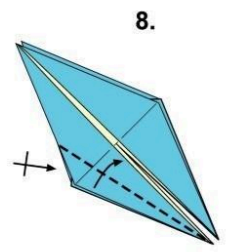
5.
To the inside like in the Step 3...



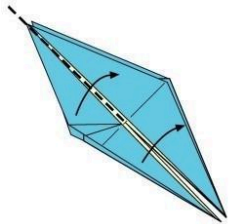
6.
Repeat the Steps 4. and 5. in the other side..



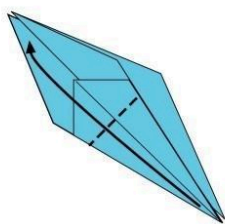
7.
11.



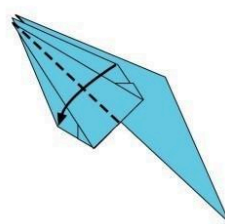
8.
This fold in the other side too..



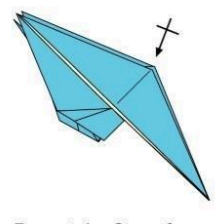
9.
13.



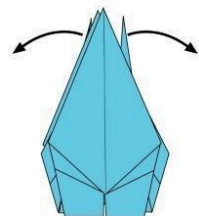
10.
14.



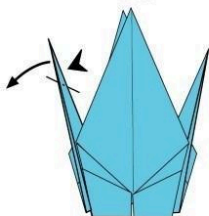
11.
15.



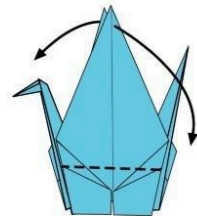
12.
Repeat the Steps from 8. to 11. in this side..




13.
Move a little this tips to the outside..



14.
This tip to the inside for form the head



15.
Open the wings..



16.